

SHOWA WOMEN'S UNIVERSITY

Semester Programs for Partner Institutions



TABLE OF CONTENTS

01

ABOUT SWU

Introduction and facts and figures of SWU.

03

SEMESTER PROGRAMS

2 non-degree semester programs and its features.

05

APPLICATION PROCESS

Procedures and deadlines for application.

02

DEGREE PROGRAMS

Undergraduate and Graduate Schools.

04

PROGRAM DATA & OUTCOMES

Number of participants, program engagement outcomes and feedbacks

06

QUESTIONS

ABOUT SWU

Foundation	1920 
Category	Private Women's University
Location	Sangenjaya/TOKYO *2 train stops from Shibuya
Student Number	Graduate 117 Undergraduate 6153
Campus	Main Campus: Sangenjaya (Tokyo) *shared with Temple University Japan Campus Abroad: Showa Boston Institute of Language and Culture (since 1988)
Motto and Value	"Be a Light to the World" SWU educate women to become self-reliant and to take a significant role in society. We are committed to empowering women to succeed in an increasingly diverse and complex world.



ABOUT CIE

The Center for International Exchange (CIE)
CIE has 2 teams:

Inbound: Takes care of incoming international students, both degree-seeking and non-degree seeking students.

Together with Global Education Office(GEO) within CIE, we plan and offer 2 types of semester programs and various learning support services (systems) for international students.

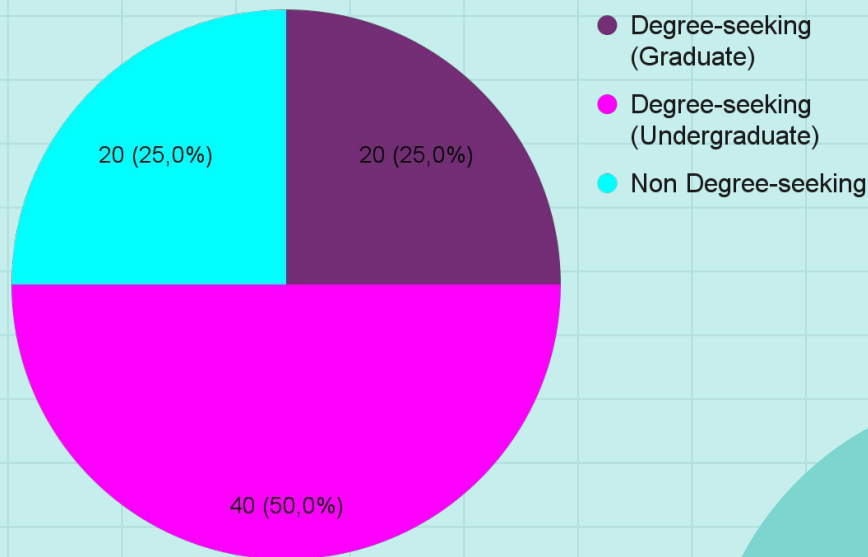
Outbound: Takes care of SWU students who wish to apply and participate in our study abroad programs.



INTERNATIONAL STUDENTS

25% Non-degree Students

75% Degree seeking Students



Student Number as of October, 2021

GRADUATE PROGRAM



School of Letters

- Japanese Language and Literature(MA)
- English and American Literature(MA)
- Language Education and Communication(MA)
- Literature and Linguistics (Ph.D)



School of Life Sciences

- Life Sciences and Culture(MA)
- Psychology(MA)
- Social Welfare(MA)
- Education(MA)
- Environmental Design(MA)
- Life Sciences and Design(MA)
- Sciences and Culture (Ph.D)

UNDERGRADUATE



Faculty of International Humanities

- International Studies
- English Language and Communication



Faculty of Global Business

- Business Design
- Accounting and Finance



Faculty of Humanities and Culture

- Japanese Language and Literature
- History and Culture



Faculty of Humanities and Social Sciences

- Psychology
- Social Welfare
- Elementary Education
- Contemporary Liberal Arts



Faculty of Environmental Science and Design

- Environmental Science and Design



Faculty of Food and Health Science

- Health Science
- Food Science and Nutrition
- Food Safety and Management

NON-DEGREE PROGRAMS

Semester Program

SWU offers 2 types of non-degree semester programs for female undergraduate/graduate university students.

-Intensive Japanese Language Program

For those who wish to enhance Japanese language.

-SWU Academic Program

For those who wish to take liberal arts classes conducted in Japanese and experience actual Japanese university classes with other SWU students.

SWU Summer International Program

A special summer program in English for international students. Consists of unique lectures and activities to learn many aspects of Japanese traditional and contemporary culture.

- Japanese Studies: Omnibus style lecture
- Cross-Cultural Workshop:
Collaborative learning project with SWU students

Dates: Mid June~End of June.

Fee: \$2,400

+ travel expenses, food expenses, etc.

*2022 Program TBA



Intensive Japanese Language Program

Showa Women's University
Tokyo, Japan

Intensive Japanese Language Program

2022
Spring Semester
Apr. 8 - July 31
Nomination Deadline
November 15, 2021
Application Deadline
November 25, 2021

2022
Fall Semester
Oct. 1 - Feb. 10
Nomination Deadline
May 15, 2021
Application Deadline
May 25, 2021

About SWU
Showa Women's University, founded in 1920, is one of the most globalized women's colleges in Japan. It is a liberal arts college located in central Tokyo (15 minutes from Shibuya).

Intensive Japanese Language Program
This program is designed for undergraduate and graduate students who are currently studying outside Japan and wish to improve their Japanese language skills. Besides studying in classes, students also have chances to immerse themselves in language experiences through off-campus activities interacting with Japanese students.

Program requirement
Students must be in an undergraduate or graduate program at a university outside Japan and are required to have studied basic Japanese to be enrolled in the program. (JLPT N3, JPT 430 or above, J-CAT 200 or above, or CEFR A2 level recommended)

Courses
Students are required to take 5 mandatory Japanese language courses worth 6 credits. Students may also take up to 2 liberal arts courses of their choice, either in English or Japanese, depending on their language level.
Note: Due to limitations on class size and required Japanese proficiency level, students may not be able to enroll in all the courses they choose.

	Mon	Tue	Wed	Thu	Fri
1st Period 9:00-10:30		Japanese Communication		Japanese Communication	Intermediate Grammar
2nd Period 10:40-12:10	Calligraphy	Japanese in Context		Intermediate Reading	Japanese in Context
3rd Period 13:10-14:40				Internship Preparation	Intermediate Reading

Language Requirement

Must have studied basic Japanese:
JLPT N3 level, CEFR A2 level, JPT430 level or J-CAT200 level recommended before arrival

Program Content

Offers 7 Japanese language courses designed for the program participants. There is also an optional course to learn Japanese used in business scenes.

Each class will be divided into 2 levels according to the participants level range and number of students.

- Japanese Communication (90min class/**twice** a week)
- Japanese in Context (90min class/**twice** a week)
- Intermediate Grammar (90min class/**twice** a week)
- Intermediate Reading (90min class/**once** a week)
- Internship Preparation (90min class/**once** a week)

SWU Academic Program

Showa Women's University

SWU Academic Program

2022
Spring Semester
Apr. 10 - July 31
Nomination Deadline
November 15, 2021
Application Deadline
November 25, 2021

2022
Fall Semester
Oct. 1 - Feb. 10
Nomination Deadline
May 15, 2022
Application Deadline
May 25, 2022

About SWU
Showa Women's University, founded in 1920, is one of the most globalized women's colleges in Japan. It is a liberal arts college located in central Tokyo (15 minutes from Shibuya).

About SWU Academic Program
In this program, undergraduate students will take courses in Japanese offered by our 14 departments. Students can learn about subjects in which they are interested and also experience studying in actual Japanese university classes with other SWU students. The program is offered in both Fall and Spring semesters (15 weeks each), and students may study for either 1 or 2 semesters.

Program requirement
Students must be in an undergraduate or graduate program at a university outside Japan and must have attained the N2 level on the Japanese-Language Proficiency Test (JPT 525 or above, J-CAT 250 or above, JLCAT B1 or above).

Courses
Students are advised to register in at least 7 courses to maintain their visa status, and are allowed to take up to 10 courses of their choice. Students may choose from a variety of courses including several Japanese language courses that are open to international students. Students register for classes during orientation.
Note: Due to limitations on class size and required Japanese proficiency level, students may not be able to enroll in all the courses they choose.

	Mon	Tue	Wed	Thu	Fri
1st Period 9:00-10:30	Japanese ID				
2nd Period 10:40-12:10	Teaching Japanese as a Second Language	Physical Education	Modern Culture Studies (Pop Culture)		
3rd Period 13:10-14:40	Integrated Japanese C	Cross Cultural Communication	Japanese III C	Japanese Linguistics II (Lexis Notation)	Study of Contemporary Culture

Language Requirement

Must have attained JLPT N2 or have the score above: JPT525 level, J-CAT250 level or JLCAT B1 level

Program Content

- Students are advised to take some Japanese language courses offered to our degree-seeking international students. (Japanese coordinator will recommend which courses to take according to placement test results)
- Students may choose and take from the list of courses open to international students. (Courses are offered by our 14 undergraduate study areas)
- Students should take at least 7 courses up to 10 courses.
- Recommended courses for international students:
 - Understanding Japan (spring only): omnibus course to study Japanese culture and society.
 - Comparative Education (fall only): students research and present the education system of their home country and
 - Crosscultural Communication

OUR LANGUAGE COURSE

Visitor Sessions

SWU invites guest lecturers from Japanese enterprises to present and share their history and career. This enables students to understand Japanese culture from a different perspective.



“Nihongo” Supporters

SWU recruits volunteer SWU students to join in discussions held in class to give insights and participate as guest listeners for the presentation sessions.



Practical Classes

Japanese language teachers design and offer practical and hands-on classes for students to actually use and enhance their Japanese skills



OUR SUPPORT SYSTEM



Host Sister

Host Sisters are SWU student volunteer buddies that will help international students settle in and start their school life.

Language Exchange Conversation Partner



OPTIONAL
One-on-one language exchange or conversation partner will help students with typical Japanese phrases. Great way to make new friends!

Host Family

Host Family will welcome each student to their homes occasionally and provide a chance to experience a typical lifestyle of a Japanese family.



FINANCIAL SUPPORT

Accommodation Discount

SWU offers 3 types of accommodation, both on campus and off campus.

To make the rents affordable for international students, SWU sets a special discount so the rents do not differ too much according to the type and location of the accommodation.



Hirao Scholarship

Our former Chancellor Koji Hirao founded a private scholarship for students who resides in South East Asia. This scholarship will financially support the students study abroad fee for Japan, and enables students to focus on studying, instead of taking time to earn money for the tuition at part-time jobs.

<Designated Countries>

Thailand, Vietnam, Cambodia, Indonesia, Singapore, Philippines, Brunei, Malaysia, Myanmar, Laos, East Timor.

<Scholarship>

200,000 yen in cash +SWU program fee

PROGRAM PARTICIPANTS

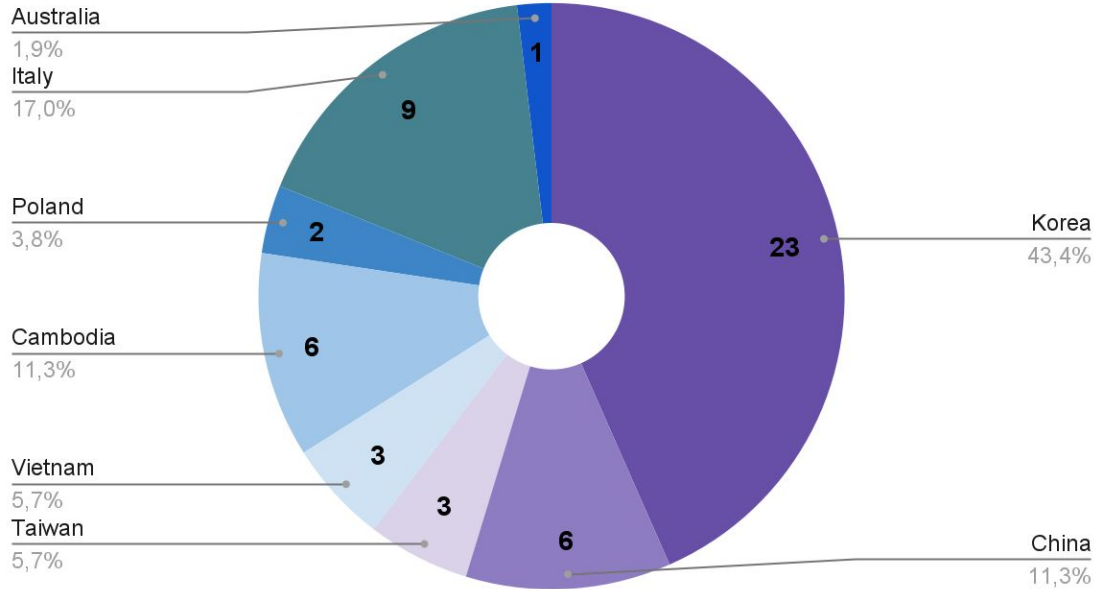


Students who stay for 2 semesters are counted twice in the graph.

Students who start with the "Intensive Japanese Language Program" will proceed to the "Academic Program" in their 2nd semester, if they reach N2 level by the end of the 1st semester.

PROGRAM PARTICIPANTS

Participants by Country (AY 2019)



Academic Program:
Participants are mainly from Korea and China (Taiwan)

Intensive Japanese Language Program:
Participants are from Italy, Cambodia, Vietnam, Russia and More...

PARTNER INSTITUTIONS

~with Student Exchange Agreement~

East Asia

Shanghai Jiao Tong University
Dalian University of Technology
East China Normal University
Seoul Women's University
Hangyang Women's University
Sogang University
Kookmin University
Sookmyung Women's University
Sungshin University

Oceania

University of Queensland

South East Asia

Royal University of Phnom Penh
VNU University of Social
Sciences and Humanities, Hanoi
Thammasat University
Chiang Mai University

Europe

Universita Ca'Foscari Venezia
(Dep. of Asian and North African Studies)
University of Warsaw
Vytautas Magnus University
University of Turin
University of Bucharest
Sapienza University of Rome

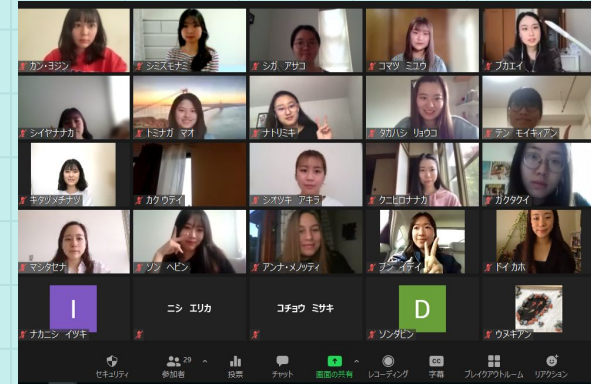
WHAT SETS US APART



Program Offering during COVID-19

SWU acted promptly and speedy to help students travel to Japan after COVID-19 shock and before border restrictions.

After travel suspension, SWU offered semester program online instead of cancelling and postponing incoming exchange, and launched a new “one-on-one” language exchange program (LEPP) for SWU students and our partner university students.



WHAT SETS US APART



High Satisfaction & Real Language Improvement

SWU assess students' Japanese language level before, during and after the program. Classes are offered in small numbers, enabling teachers to give personalized advice for improvement, based on student performance.

“ Student’s Japanese proficiency went up an average of **1 level on the CEFR scale. ”**

Program Overall

93.3%

Our Support

98.1%

Japanese Language
Classes

93.8%


“ Students evaluates our program, classes and support very high on the exit survey every semester. ”



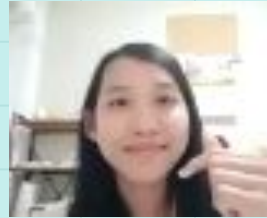
WHAT SETS US APART



Student's Voice



"My Japanese fluency improved and I become confident."



"CIE and teachers are always supportive."



"SWU offers a lot of opportunities to practice Japanese."

APPLICATION PROCESS

NOMINATION

Email us the list of students you wish to send by the deadline:

SPRING: November 15th

FALL: May 15th

ORIENTATION

Students are asked to take part in our placement test and orientation before the start of the semester.

Students should arrive to Japan on the designated dates.

01

02

04

03

APPLICATION

Students are asked to register an account and submit all necessary documents online by the deadline:

SPRING: November 25th

FALL: May 25th

ACCEPTANCE

Once the student is officially accepted, CIE will issue a "Letter of Acceptance" and apply for the "Certificate of Eligibility(COE)" needed for visa issuance.

When the COE is issued, students should proceed to applying for their visa and prepare for departure.

THANK YOU!

Do you have any questions?

inbound@swu.ac.jp

+81 3 3411 5249

<https://en.swu.ac.jp/> (english)

<https://univ.swu.ac.jp/> (japanese)



CREDITS: This presentation template was created by Slidesgo, including icons by Flaticon, and infographics & images by Freepik

